

### **1.4.1 - Institution Obtains Feedback on the Syllabus and its Transaction at the Institution from the Following Stakeholders**

At the Indian Institute of Psychology and Research (IIPR), Bangalore, obtaining regular feedback on the syllabus and its effective transaction is a key element of the institution's continuous improvement strategy. Feedback is systematically collected from multiple stakeholders to ensure that the curriculum is relevant, up-to-date, and aligned with industry standards and student needs.

1. **Students:** The institution prioritizes student feedback as it provides valuable insights into the teaching-learning process. Regular surveys and interactive sessions are conducted to gather feedback on the relevance, clarity, and effectiveness of the syllabus. Students' suggestions regarding teaching methodologies, course content, and overall academic experience are carefully reviewed and incorporated to enhance the quality of education.
2. **Alumni:** The feedback from alumni plays a crucial role in bridging the gap between academic learning and real-world applications. Alumni provide insights into how effectively the syllabus has prepared them for their careers and offer suggestions for improving course content and teaching methods.

By obtaining feedback from these key stakeholders, IIPR College ensures that its syllabus remains dynamic, relevant, and responsive to the changing needs of students, faculty, industry, and society. This continuous feedback loop fosters academic excellence and contributes to the overall development of the institution.

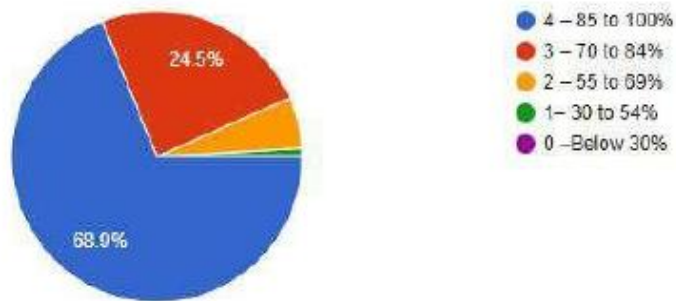


## Student Feedback:

### Section A: Feedback on Teaching, Learning and Evaluation

#### 1. How much of the syllabus was covered in the class?

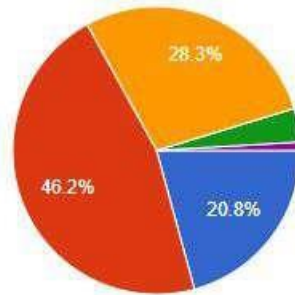
 [Copy chart](#)





## 2. Are the teachers prepared for their classes?

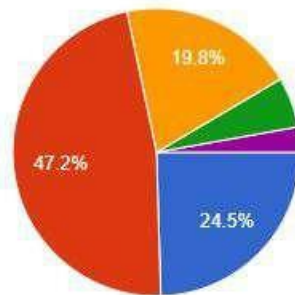
 [Copy chart](#)



- 4 - Extremely well prepared
- 3 - Well prepared
- 2 - Satisfactorily Prepared
- 1 - Poorly Prepared
- 0 - Not Prepared

## 3. How well were the teachers able to communicate?

 [Copy chart](#)

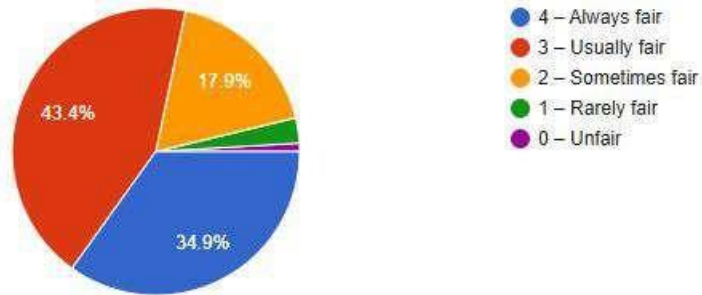


- 4 - Excellent
- 3 - Good
- 2 - Satisfactory
- 1 - Fair
- 0 - Poor



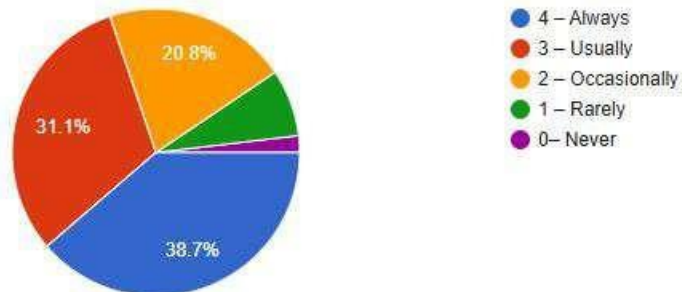
### 5. Fairness of the internal assessment and evaluation process by the teachers.

[Copy chart](#)



### 6. Was your performance in assignments/ tests/practicum/activities discussed with you?

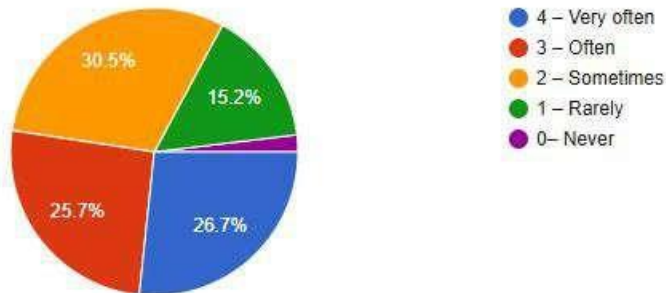
[Copy chart](#)





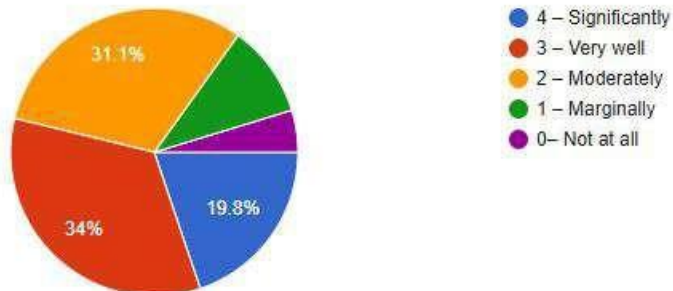
**7. The college takes active interest in promoting outreach, internships, field visits for students.**

 [Copy chart](#)



**8. The teaching and mentoring process of the college facilitates cognitive, social and emotional growth in students.**

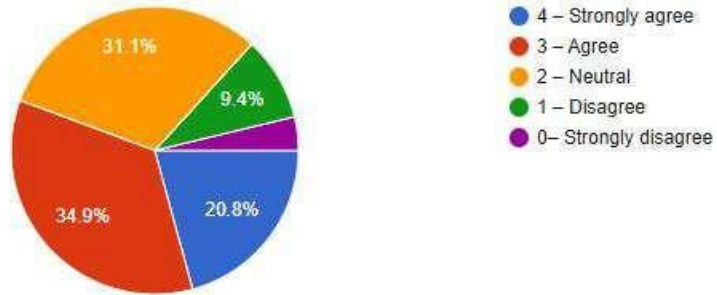
 [Copy chart](#)





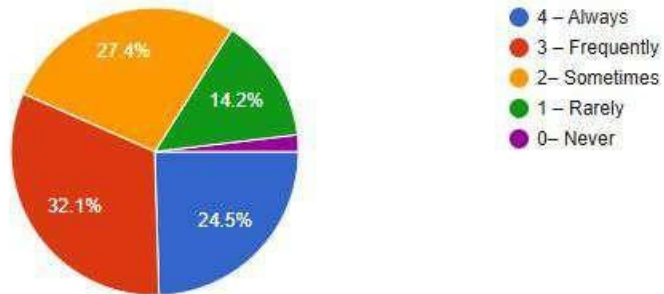
**9. The college provides multiple opportunities to learn and grow.**

 [Copy chart](#)



**10. Teachers inform you about your expected competencies, course outcomes and programme outcomes.**

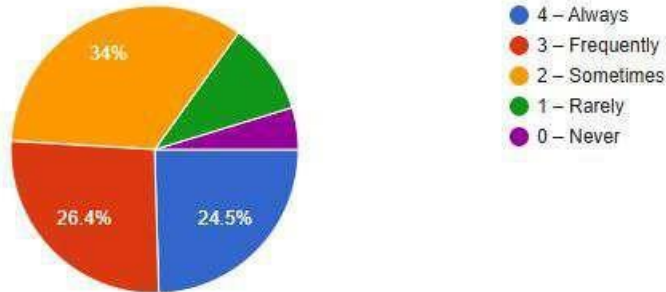
 [Copy chart](#)





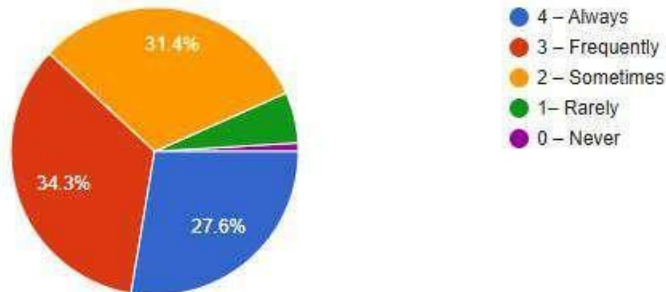
11. Your mentor follows-up on the assigned task (Academic and Personal) with you.

 [Copy chart](#)



12. The teachers illustrate the concepts through examples and applications.

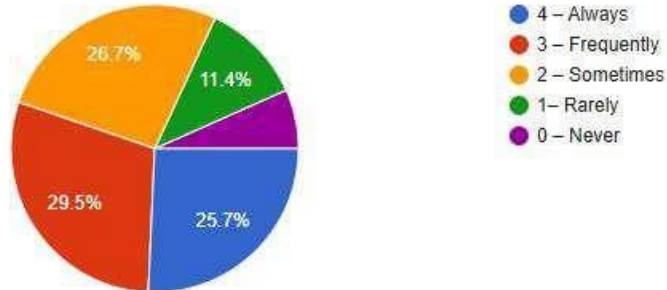
 [Copy chart](#)





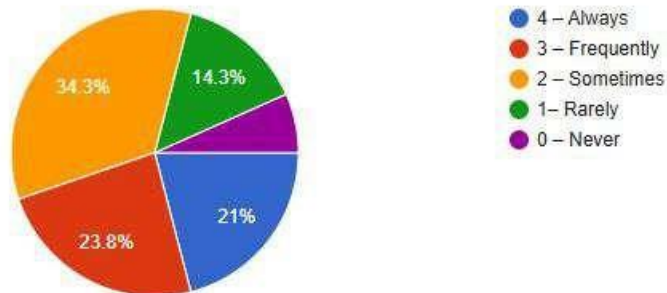
**13. The teachers identify your strengths and encourage you with providing right level of challenges.**

 [Copy chart](#)



**14. Teachers are able to identify your weaknesses and help you to overcome them.**

 [Copy chart](#)

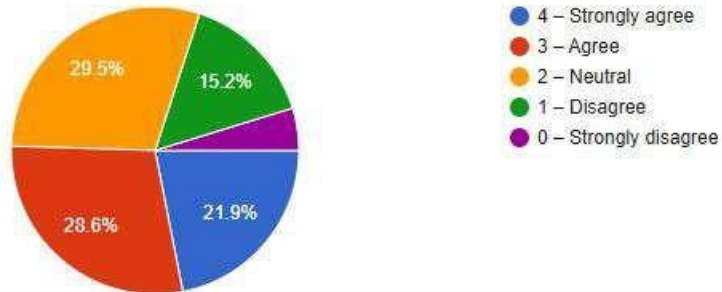






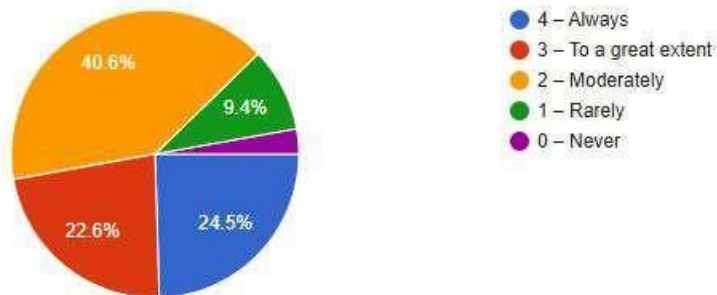
**15. The college makes an effort to take students feedback for the monitoring, review and continuous quality improvement of the teaching learning process.**

 [Copy chart](#)




**16. The college uses student centric methods, such as experiential learning, participative learning and problem solving methodologies for enhancing learning experiences.**

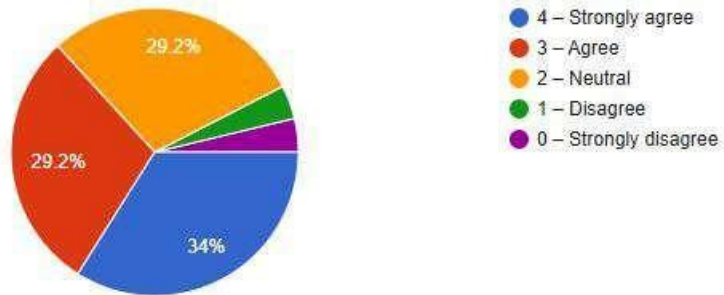
 [Copy chart](#)





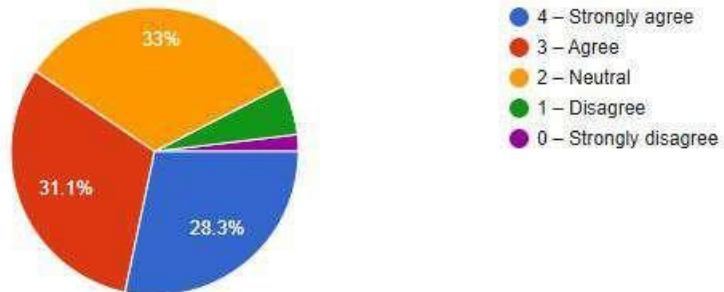
**17. Teachers encourage you to participate in extracurricular activities.**

 [Copy chart](#)



**18. Efforts are made by the college/ teachers to inculcate soft skills, life skills and employability skills to make you ready for the world of work.**

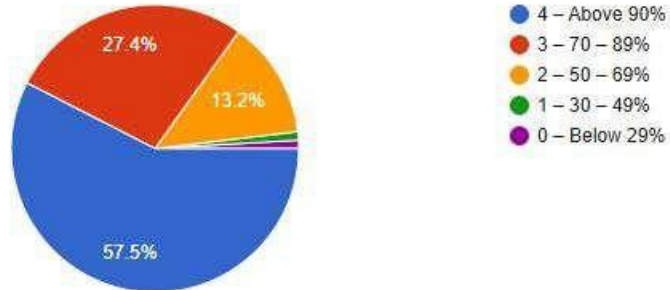
 [Copy chart](#)





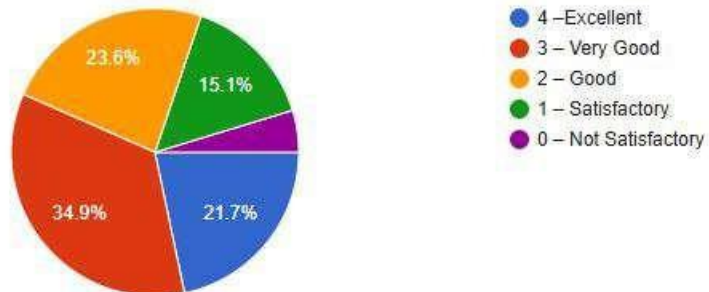
19. What percentage of teachers use ICT tools such as LCD projector, Multimedia, etc. while teaching.

 Copy chart



20. The overall quality of teaching-learning process in your college is \_\_\_\_\_

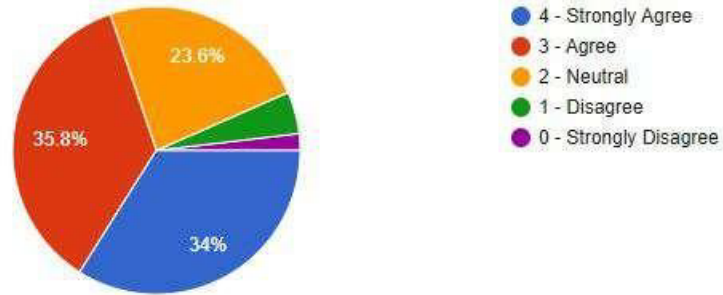
 Copy chart





**21. The college/teachers encourage project/research work/paper presentation.**

 [Copy chart](#)



**22. Give three observation / suggestions to improve the overall teaching – learning experience in your college.**

-
Good
-
-
More interactive sessions
Administration
None

## Alumni Feedback:

Anindita Phukan

Reshma

Bhoomika R

Anushree Chatterjee

Angela Pandey

Mahima Das

Ishita Mittal

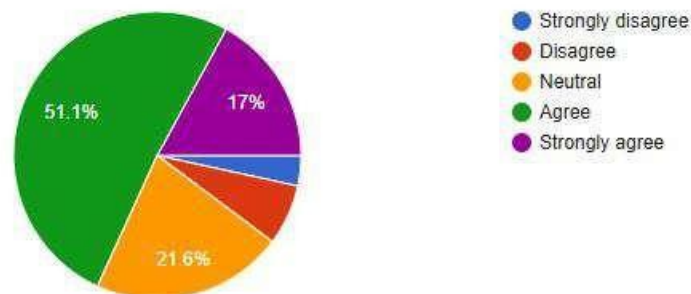
S Swathi

Kruthi

### Alumni Feedback

#### 1. Curriculum is relevant and up to date

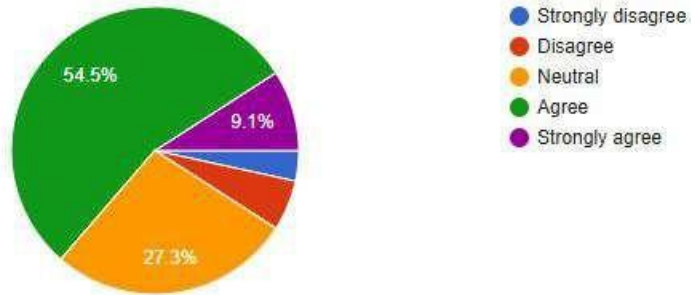
 Copy chart





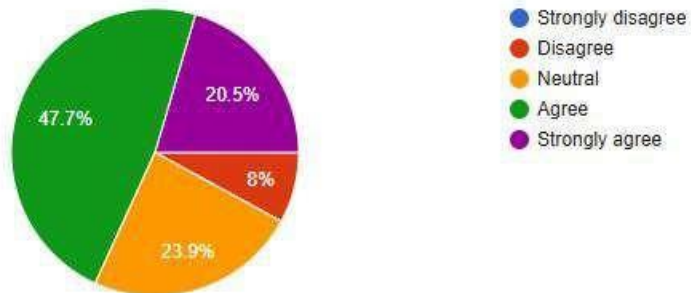
## 2. Course taught enhanced employability/higher education opportunity

[Copy chart](#)



## 3. Effect of the college academic activities in my professional life

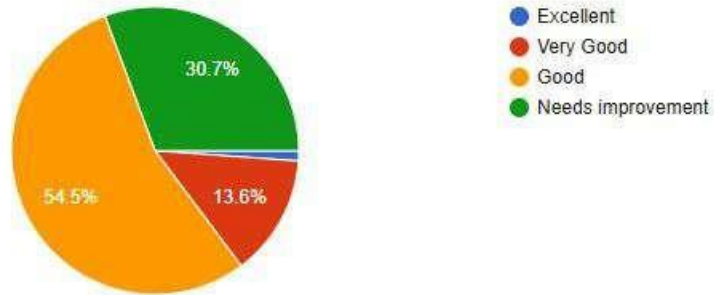
[Copy chart](#)





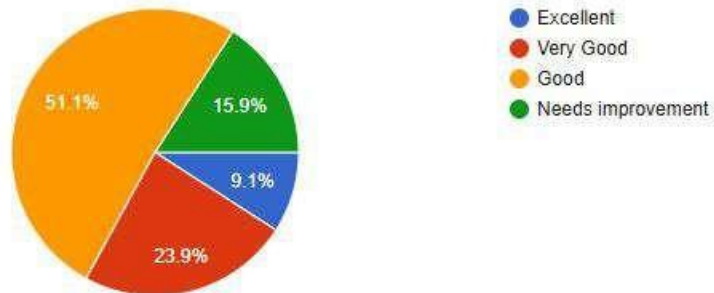
#### 4. Quality of Add on Course/VAP

 [Copy chart](#)



#### 5. Quality standard of the curriculum

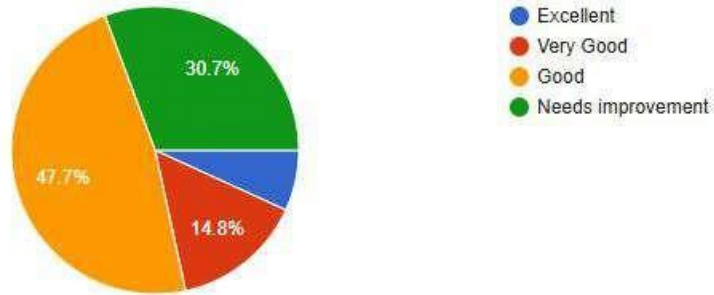
 [Copy chart](#)





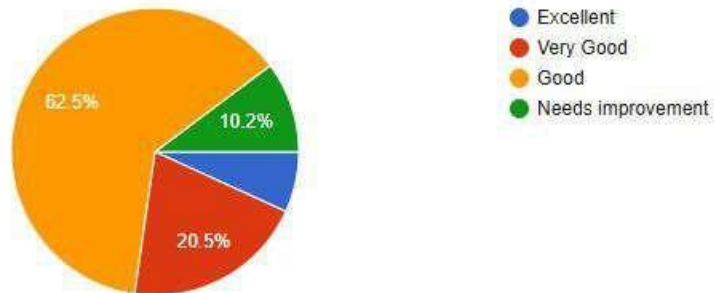
## 6. Effectiveness of curriculum delivery

 [Copy chart](#)



## 7. Fulfillment of programme objectives

 [Copy chart](#)

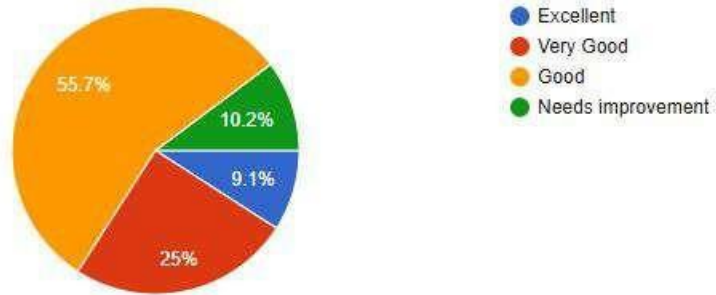






### 8. Values and ethics imbibed from college

[Copy chart](#)



### 9. Rate your overall experience

[Copy chart](#)

